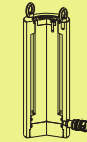


## CSLSG Series



Capacity:  
**50-1,000 ton**

Stroke:  
**50-300 mm**

Maximum Operating Pressure:  
**700 bar**

## CSLSG 液壓單動，高噸位千斤頂

- CSLSG系列均具底座螺孔。
- 單動重力回縮。
- 主軸及液壓缸內壁硬鉻處理耐磨、抗腐蝕。
- 防塵環減少污染物附著。
- 整體性上螺帽保護主軸超揚程。
- 表面粉體塗裝美觀抗腐蝕、防銹。
- 各型號均含SQB-3/8UF快速接頭及防塵蓋。

### Single-Acting, High Tonnage Cylinders

- ※ Base mounting holes standard on all models.
- ※ Single-acting, load return
- ※ Hard chrome plated plunger and inner of barrel resists wear and corrosion.
- ※ Plunger wiper reduces contamination, extending cylinder life.
- ※ Integral stop ring provides piston blow-out protection
- ※ Powder coat finish for increased corrosion resistance and antirust.
- ※ Come with SQB-3/8UF female coupler & dust cap.



**墊塊/鞍座 Saddle**

- CSLSG-系列 均配有高硬度可移除式溝槽墊塊於起重時具防滑作用。偏心起重時請選用傾斜墊塊。
- 選配之傾斜墊塊請參閱選擇對照資訊。

※ CSLSG-Series are equipped with hardened removable "Ribbed saddles" to prevent slippage during jacking. For off-center loading application, see optional tilting saddle.

※ For information on optional tilt saddles, see selection chart.



**油壓缸能力選擇 Cylinder Capacity**

- 高於1000 噸以上油壓缸亦提供製造。
- 請將您在舉昇系統中所需要的協助和相關技術資訊與就近的SUN RUN服務中心取得連繫。

※ More above 1000 tons cylinder capacity are also available.

※ Please contact SUN RUN office nearest to you for advice and technical assistance in the layout of your ideal Lift System.



**大噸數、低高度時 Low Height-High Tonnage**

- 當初次使用於空間受限環境時，同時需要大噸位數能力，而高度低的油壓缸時，扁平鎖帽型千斤頂提供更優質的選擇。

※ When low height with high force is required, load return with lock ring Cyl. Offer the solution to lift the first few inches.

### 底座螺孔方位 Mounting Hole Direction

- 上方底座螺孔依據油孔位置設定方位。
  - 下方底座螺孔則依本廠設計設定方位。
- ※ Top mounting hole orientation is maintained to port location.
- ※ Bases mounting hole orientation is not maintained to port location.

提把型式 Handle type	
(S) : 標準配件 standard equipped	
(O) : 選配 option	
● 焊提把 Weldable	
★ 吊環螺栓 Eyebolt	
▲ 活動提把 Removable strap handles	
■ 螺牙式活動提把 Thread	

	焊提把 Weldable
	吊環螺栓 Eyebolt
	活動提把 Removable strap handles
	螺牙式活動提把 Thread



### 選配說明

假如您需要選配其他要求於您所訂製的千斤頂/油壓缸上，請依下列規範字尾增加編號

油缸外牙：CT

### 案例：

CSLSG-502選配油缸外牙，訂製型號改為CSLSG-502CT相關技術資訊請與SUN RUN取得聯繫。

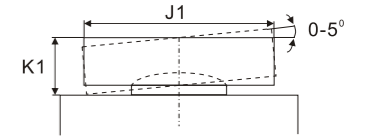
### Opt Features

To add optional features to order cylinder, add follow suffixes to the end of the model No..

Collar Thread : CT

### Example :

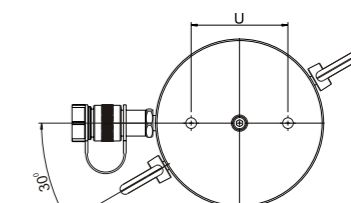
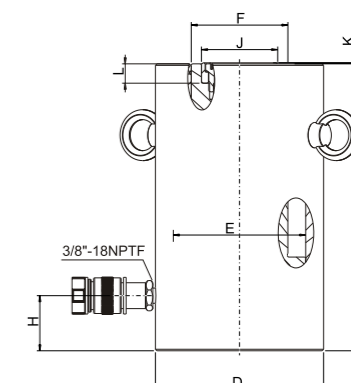
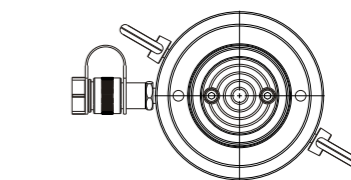
CSLSG-502 with collar thread, order:CSLSG-502CT. Technical specifications for these features are available from SUN RUN.



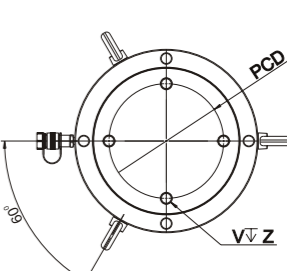
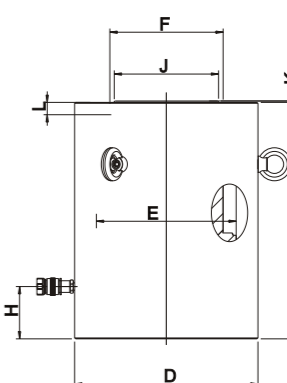
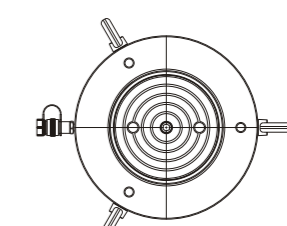
Handle type	Model Number	Cylinder Cap.	Stroke	Effective Area	Coll. Height	Weight	選配傾斜墊塊 Optional Tilt Saddle		
							Model Number	Diam.	Height
提把型式	型號	能力 ton(kN)	揚程 (mm)	受壓面積 (cm <sup>2</sup> )	本身高 A (mm)	重量 (kg)	型號	直徑 J1(mm)	高度 K1(mm)
★	CSLSG-502	50 (539)	50	77.0	162	17	XKCATG-50	50	24
	CSLSG-504		100	77.0	212	20	XKCATG-50	50	24
	CSLSG-506		150	77.0	262	23	XKCATG-50	50	24
	CSLSG-508		200	77.0	312	27	XKCATG-50	50	24
	CSLSG-5010		250	77.0	362	31	XKCATG-50	50	24
	CSLSG-5012		300	77.0	412	34	XKCATG-50	50	24
★	CSLSG-1002	100 (929)	50	132.7	182	19	XKCATG-100	73	29
	CSLSG-1004		100	132.7	232	29	XKCATG-100	73	29
	CSLSG-1006		150	132.7	282	40	XKCATG-100	73	29
	CSLSG-1008		200	132.7	332	50	XKCATG-100	73	29
	CSLSG-10010		250	132.7	382	61	XKCATG-100	73	29
	CSLSG-10012		300	132.7	432	71	XKCATG-100	73	29
★	CSLSG-1502	150 (1390)	50	198.6	196	39	XKCATG-150	91	31
	CSLSG-1504		100	198.6	246	52	XKCATG-150	91	31
	CSLSG-1506		150	198.6	296	65	XKCATG-150	91	31
	CSLSG-1508		200	198.6	346	78	XKCATG-150	91	31
	CSLSG-15010		250	198.6	396	92	XKCATG-150	91	31
	CSLSG-15012		300	198.6	446	105	XKCATG-150	91	31
★	CSLSG-2002	200 (1861)	50	265.9	216	68	XKCATG-200	113	35
	CSLSG-2006		150	265.9	316	91	XKCATG-200	113	35
	CSLSG-20012		300	265.9	466	146	XKCATG-200	113	35
★	CSLSG-2502	250 (2565)	50	366.4	235	102	XKCATG-250	144	46
	CSLSG-2506		150	366.4	335	136	XKCATG-250	144	46
	CSLSG-25012		300	366.4	485	207	XKCATG-250	144	46
★	CSLSG-3002	300 (3193)	50	456.2	312	184	XKCATG-300	160	62
	CSLSG-3006		150	456.2	412	232	XKCATG-300	160	62
	CSLSG-30012		300	456.2	562	303	XKCATG-300	160	62
★	CSLSG-4002	400 (3919)	50	559.9	375	270	XKCATG-400	193	51
	CSLSG-4006		150	559.9	475	330	XKCATG-400	193	51
	CSLSG-40012		300	559.9	625	421	XKCATG-400	193	51
★	CSLSG-5002	500 (5114)	50	730.6	419	401	XKCATG-500	228	63
	CSLSG-5006		150	730.6	519	480	XKCATG-500	228	63
	CSLSG-50012		300	730.6	669	599	XKCATG-500	228	63
★	CSLSG-6002	600 (5987)	50	855.3	429	474	XKCATG-600	241	76
	CSLSG-6006		150	855.3	529	565	XKCATG-600	241	76
	CSLSG-60012		300	855.3	679	701	XKCATG-600	241	76
★	CSLSG-8002	800 (8234)	50	1176.3	474	741	XKCATG-800	287	75
	CSLSG-8006		150	1176.3	574	880	XKCATG-800	287	75
	CSLSG-80012		300	1176.3	724	1058	XKCATG-800	287	75
★	CSLSG-10002	1000 (10260)	50	1465.7	564	1062	XKCATG-1000	311	93
	CSLSG-10006		150	1465.7	664	1213	XKCATG-1000	311	93
	CSLSG-100012		300	1465.7	814	1439	XKCATG-1000	311	93

Model Number 型號	Cylinder Cap. 能力 ton(kN)	外部尺寸 Outer Dimension									
		Stroke 揚程 (mm)	Effective Area 受壓面積 (cm <sup>2</sup> )	Oil Cap. 總油量 (cm <sup>3</sup> )	Coll. Height 本身高 A (mm)	Ext. Height 伸長總高 (mm)	Outside Diam. 外徑 D (mm)	Bore Diam. 內徑 E (mm)	Plunger Diam. 主軸直徑 F (mm)	Base to Advance Port 底部前進 油孔位置 H (mm)	Standard Saddle Diam. 墊塊直徑 J (mm)
CSLSG-502	50 (539)	50	77.0	385	162	212	130	98.6	70.0	42	50
CSLSG-504		100	77.0	770	212	312	130	98.6	70.0	42	50
CSLSG-506		150	77.0	1155	262	412	130	98.6	70.0	42	50
CSLSG-508		200	77.0	1540	312	512	130	98.6	70.0	42	50
CSLSG-5010		250	77.0	1924	362	612	130	98.6	70.0	42	50
CSLSG-5012		300	77.0	2309	412	712	130	98.6	70.0	42	50
CSLSG-1002	100 (929)	50	132.7	664	182	232	165	130.0	95.0	54	75
CSLSG-1004		100	132.7	1327	232	332	165	130.0	95.0	54	75
CSLSG-1006		150	132.7	1991	282	432	165	130.0	95.0	54	75
CSLSG-1008		200	132.7	2655	332	532	165	130.0	95.0	54	75
CSLSG-10010		250	132.7	3318	382	632	165	130.0	95.0	54	75
CSLSG-10012		300	132.7	3982	432	732	165	130.0	95.0	54	75
CSLSG-1502	150 (1390)	50	198.6	993	196	246	205	159.0	114.0	61	94
CSLSG-1504		100	198.6	1986	246	346	205	159.0	114.0	61	94
CSLSG-1506		150	198.6	2978	296	446	205	159.0	114.0	61	94
CSLSG-1508		200	198.6	3971	346	546	205	159.0	114.0	61	94
CSLSG-15010		250	198.6	4964	396	646	205	159.0	114.0	61	94
CSLSG-15012		300	198.6	5957	446	746	205	159.0	114.0	61	94
CSLSG-2002	200 (1861)	50	265.9	1330	216	266	235	184.0	133.0	67	113
CSLSG-2006		150	265.9	3989	316	466	235	184.0	133.0	67	113
CSLSG-20012		300	265.9	7977	466	766	235	184.0	133.0	67	113
CSLSG-2502	250 (2565)	50	366.4	1832	235	285	275	216.0	165.0	73	145
CSLSG-2506		150	366.4	5497	335	485	275	216.0	165.0	73	145
CSLSG-25012		300	366.4	10993	485	785	275	216.0	165.0	73	145
CSLSG-3002	300 (3193)	50	456.2	2281	312	362	310	241.0	197.0	101	177
CSLSG-3006		150	456.2	6843	412	562	310	241.0	197.0	101	177
CSLSG-30012		300	456.2	13685	562	862	310	241.0	197.0	101	177
CSLSG-4002	400 (3919)	50	559.9	2800	375	425	350	267.0	216.0	114	196
CSLSG-4006		150	559.9	8399	475	625	350	267.0	216.0	114	196
CSLSG-40012		300	559.9	16797	625	925	350	267.0	216.0	114	196
CSLSG-5002	500 (5114)	50	730.6	3653	419	469	400	305.0	248.0	114	228
CSLSG-5006		150	730.6	10959	519	669	400	305.0	248.0	114	228
CSLSG-50012		300	730.6	21918	669	969	400	305.0	248.0	114	228
CSLSG-6002	600 (5987)	50	855.3	4276	429	479	430	330.0	267.0	114	247
CSLSG-6006		150	855.3	12829	529	679	430	330.0	267.0	114	247
CSLSG-60012		300	855.3	25659	679	979	430	330.0	267.0	114	247
CSLSG-8002	800 (8234)	50	1176.3	5881	474	524	505	387.0	317.0	149	297
CSLSG-8006		150	1176.3	17644	574	724	505	387.0	317.0	149	297
CSLSG-80012		300	1176.3	35288	724	1024	505	387.0	317.0	149	297
CSLSG-10002	1000 (10260)	50	1465.7	7329	564	614	560	432.0	343.0	174	323
CSLSG-10006		150	1465.7	21986	664	814	560	432.0	343.0	174	323
CSLSG-100012		300	1465.7	43972	814	1114	560	432.0	343.0	174	323

外部尺寸 Outer Dimension			Base Mounting Holes 底座螺孔		
Saddle Protrusion from Plngr. 突出高度 K (mm)	Depth of Plunger Hole 主軸孔 深度 L (mm)	Weight 重量 (kg)	Bolt Cir. Diam. 底座孔距 U (mm)	Thread 底座螺紋 V (mm)	Thread Depth 螺紋深度 Z (mm)
1	19	17	65	2xM12	22
1	19	20	65	2xM12	22
1	19	23	65	2xM12	22
1	19	27	65	2xM12	22
1	19	31	65	2xM12	22
1	19	34	65	2xM12	22
1	19	19	95	2xM12	22
1	19	29	95	2xM12	22
1	19	40	95	2xM12	22
1	19	50	95	2xM12	22
1	19	61	95	2xM12	22
1	19	71	95	2xM12	22
1	19	39	130	2xM12	22
1	19	52	130	2xM12	22
1	19	65	130	2xM12	22
1	19	78	130	2xM12	22
1	19	92	130	2xM12	22
1	19	105	130	2xM12	22
1	24	68	165	4xM12	22
1	24	91	165	4xM12	22
1	24	146	165	4xM12	22
1	24	102	190	3xM12	22
1	24	136	190	3xM12	22
1	24	207	190	3xM12	22
1	19	184	180	3xM16	36
1	19	232	180	3xM16	36
1	19	303	180	3xM16	36
3	27	270	205	3xM16	36
3	27	330	205	3xM16	36
3	27	421	205	3xM16	36
3	27	401	250	3xM24	38
3	27	480	250	3xM24	38
3	27	599	250	3xM24	38
3	27	474	275	3xM24	38
3	27	565	275	3xM24	38
3	27	701	275	3xM24	38
3	27	741	330	3xM24	38
3	27	880	330	3xM24	38
3	27	1058	330	3xM24	38
3	27	1062	375	3xM24	38
3	27	1213	375	3xM24	38
3	27	1439	375	3xM24	38



CSLSG-50 to CSLSG-150 models



CSLSG-200 to CSLSG-1000 models